














Types of Infractions

<p>Office Infractions</p>	<p>  Electronics  Dress Code  Tardy </p>	<p>Electronic: send item to office with student and teacher name</p> <p>Dress Code: send student to office</p> <p>Tardy: follow tardy policy in Tiger Book</p>
<p>Classroom Interventions</p>	<p>Your classroom behavior expectations should follow the ROCKS expectations.</p>	<p>Teacher interventions should be used as a first line of response. Teacher interventions will support the teacher's ability to maintain classroom management.</p>
<p>INCIDENT</p>	<p>  Multiple disruptions  Refusal to work  Failure to follow classroom expectations  Failure to follow WCMS ROCKS expectations in the hallway/ cafeteria/ common areas </p>	<p>Follow Flow Chart</p>
<p>DISCIPLINE REFERRAL</p>	<p>  Aggressive language towards adult or other student  Aggressive disruptions of the learning environment  Insubordination </p>	<p>Aggressive language or disruption: complete referral form, send student to office with form in hand</p>
<p>BAT PHONE EMERGENCY</p>	<p>  Physical aggression towards adult or other student  Injury  Threatening adult or student </p>	<p>Administration is Called</p>

WCMS Behavior Flow Chart


Demerit Incident #1-2


Teacher completes Demerit Form in PLP-
including parent contact
Teacher revisits behavior flow chart with
student

**** NO further action necessary at this point****

Demerit Incident #3

Teacher completes 3rd Demerit Form in PLP-
including parent contact
Teacher revisits behavior flow chart with
student
Teacher emails guidance counselor notifying
them of 3rd demerit

 Guidance will schedule time with the student to discuss the changes in behavior and offer support to the student

 After meeting with student—guidance counselor will make contact with the parent

Demerit Incident #4-5


Teacher completes Demerit Form in PLP-
including parent contact
Teacher revisits behavior flow chart with
student

**** NO further action necessary at this point****

Demerit Incident #6

Teacher completes Demerit Form in PLP-
including parent contact
Teacher revisits behavior flow chart with
student

 Student loses intramural privilege

 AER, Detention, OSS, and Bus suspension automatically make a student ineligible for intramurals

Demerit Incident #7-8

Teacher completes Demerit Form in PLP-
including parent contact
Teacher revisits behavior flow chart with
student

**** NO further action necessary at this point****

Demerit Incident #9

Teacher completes Demerit Form in PLP-
including parent contact
Teacher revisits behavior flow chart with
student

 Student is assigned detention

Demerit Incident #10- 11

Teacher completes Demerit Form in PLP-
including parent contact
Teacher revisits behavior flow chart with
student

**** NO further action necessary at this point****

Demerit Incident #12

Teacher completes Demerit Form in PLP-
including parent contact
Teacher revisits behavior flow chart with
student

 Student is assigned one day of AER

Demerit Incident #13- 14

Teacher completes Demerit Form in PLP-
including parent contact
Teacher revisits behavior flow chart with
student

**** NO further action necessary at this point****

Demerit Incident #15

Teacher completes Demerit Form in PLP-
including parent contact
Teacher revisits behavior flow chart with
student

 Student is assigned two days of AER

This flow chart would continue as follows-Demerits #16 and 17 would be parent contact and an entry into PLP. Demerit #18 would result in one day out of school.

Applying Flow Chart to Other Situations

Often, students may require Demerits outside of their normal classrooms in places like the restroom, the hallway, the cafeteria or assemblies.

The WCMS Rocks Behavior Expectations are to be observed and followed when in common areas. Students that do not follow the common area expectations will receive a demerit.

When teachers have to deal with a student not on their roster—

1. Teacher observes incident
2. Teacher obtains student name
3. Teacher gets student information to Nick Schuerman
4. Mr. Schuerman enters the information into PLP